

Name _____ Date _____

Story Map 1

Write notes in each section.

Setting:	Time:	Place:
-----------------	--------------	---------------



Characters:



Problem:



Plot/Events:

Resolution:

Name _____ Date _____

Story Map 2

Write notes in each section.

Setting:
Where:
When:



Major Characters:
Minor Characters:



Plot/Problem:



Event 1:



Event 2:



Event 3:




Outcome:

Name _____ Date _____


Story Map 3

Write notes in each section.


Beginning



Middle



End



fiction stories

*using ordinal words

name _____

first

next

then

last



Character Analysis

Student's Name: _____

HOW AND WHY CHARACTERS CHANGE

Title of Text: _____

Author: _____

Character's Name: _____

Directions: Provide evidence from the story to support your conclusions.

At the Beginning...

At the End...

How the Character Changed

Why the Character Changed

Blank Rubric

Rubric Components	Point Scale				Student's Score
	4	3	2	1	

Name _____

C.002.SSI

Character Connections

Title: _____ Author: _____

Character: _____

Thoughts

Description

Feelings

Actions

Goals

Traits

Other

Name _____

Character Connections

C.002.SS2

Title: _____ Author: _____

Character #1: _____

Character #2: _____

Unique
Characteristics

Shared
Characteristics

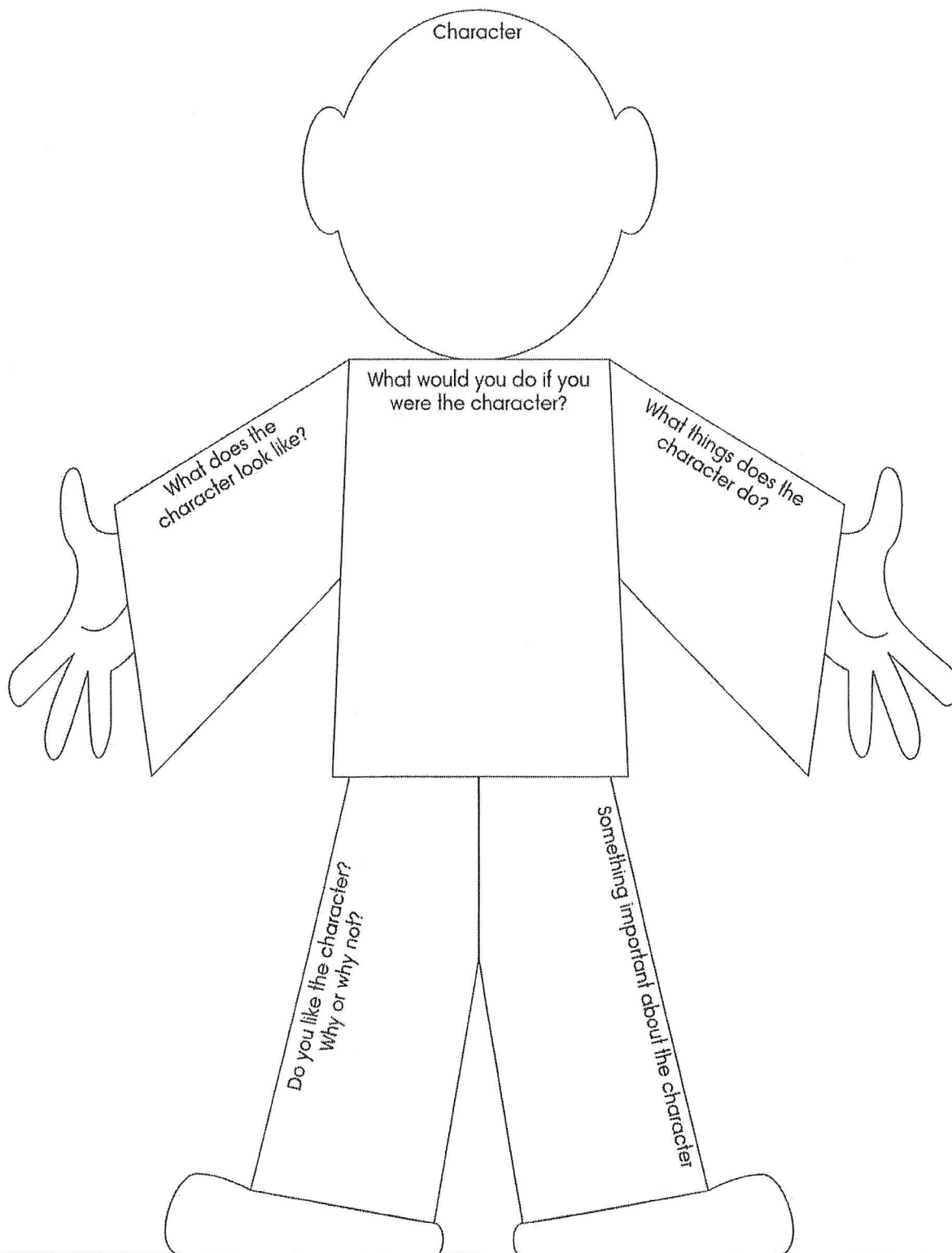
Unique
Characteristics

Name _____

Character Consideration

C.001.SS3

Title: _____ Author: _____



Name _____

C.001.SS2

Character Consideration

Title: _____ Author: _____

Character: _____

A diagram for character analysis. On the left is a jagged starburst shape labeled "Actions". To its right is a cloud-shaped bubble labeled "Thoughts". Below the "Thoughts" bubble is a rounded rectangular box labeled "Trait" with the number "1" in the bottom-left corner. To the right of the "Thoughts" bubble is a circular bubble labeled "Quotes".

A diagram for character analysis. On the left is a jagged starburst shape labeled "Actions". To its right is a cloud-shaped bubble labeled "Thoughts". Below the "Thoughts" bubble is a rounded rectangular box labeled "Trait" with the number "2" in the bottom-left corner. To the right of the "Thoughts" bubble is a circular bubble labeled "Quotes".

A diagram for character analysis. On the left is a jagged starburst shape labeled "Actions". To its right is a cloud-shaped bubble labeled "Thoughts". Below the "Thoughts" bubble is a rounded rectangular box labeled "Trait" with the number "3" in the bottom-left corner. To the right of the "Thoughts" bubble is a circular bubble labeled "Quotes".

Name _____

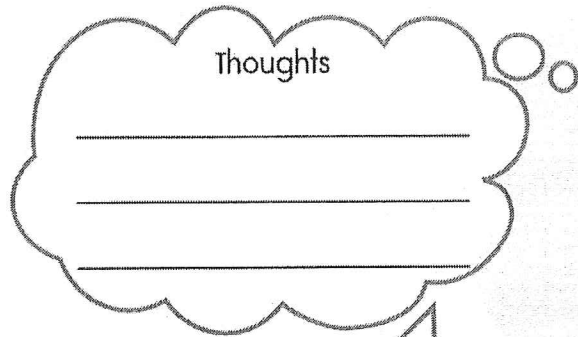
Character Consideration

C.001.SSI

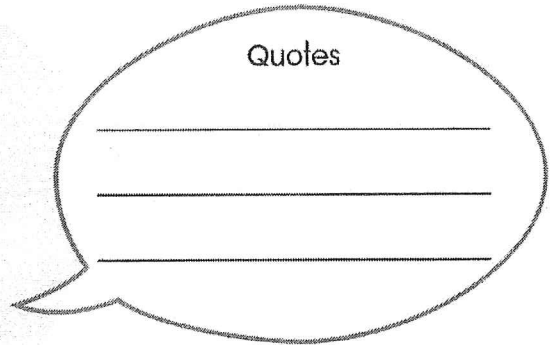
Title: _____ Author: _____

Character: _____

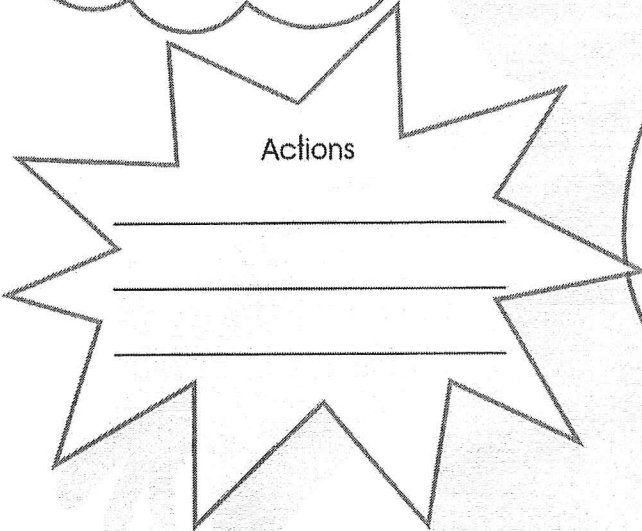
Thoughts




Quotes



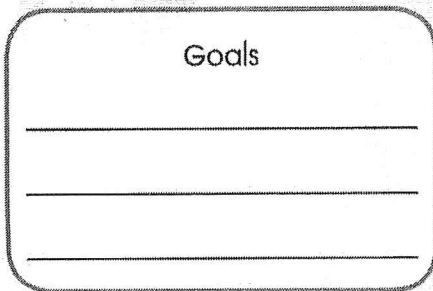
Actions




Feelings




Goals




Description



What others say
about character



Something else important





Comprehension

C.001

Narrative Text Structure

Character Consideration

Objective

The student will describe characters.

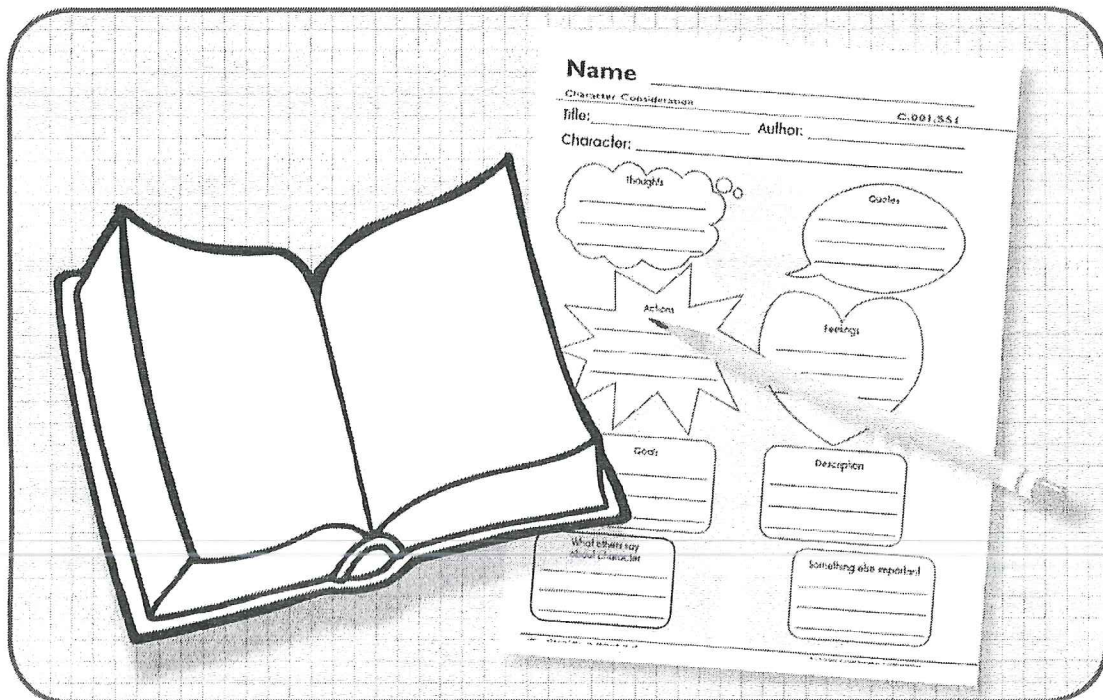
Materials

- ▶ Narrative text
Choose text within students' instructional-independent reading level range.
Choose text that features multiple characters.
- ▶ Student sheet (Activity Master C.001.SS1)
- ▶ Pencils

Activity

Students describe a character using a graphic organizer.

1. Provide each student with a copy of the text and a student sheet.
2. Students read or review the text.
3. Name the main characters in the story. (Each student selects a different character.)
4. Write the name of the selected character on the student sheet.
5. Describe the selected character by reading the prompts and recording answers.
6. Discuss the answers and how the role of the character contributes to the story.
7. Teacher evaluation



Extensions and Adaptations

- ▶ Use other character maps (Activity Master C.001.SS2 and C.001.SS3).
- ▶ Answer questions from a selected character's viewpoint (Activity Master C.001.SS4).
- ▶ Describe a situation outside the story and how the character might react to it (e.g., how the character would react to losing a baseball game).

PLOT

TITLE: _____

AUTHOR: _____

CLIMAX

RISING ACTION

(List examples that create complications or suspense)

FALLING ACTION

CONFLICT

EXPOSITION

Setting:

Situation/climate:

Characters:

PROTAGONIST vs. ANTAGONIST

_____ vs. _____

RESOLUTION

THEME

