



TOWN OF CAREFREE
8 Sundial Circle
P.O. Box 740
Carefree, AZ 85377
(480) 488-3686 | Fax (480) 488-3845

RESIDENTIAL POOL PLAN REVIEW CHECKLIST

Carefree Planning & Zoning Department

Building Permit #:	Date:
Address:	Review:
Reviewer:	Project:

Provide plans or information for the items circled below:

1. Provide a site plan showing pool, pool equipment, and barrier fence or wall. Show their distance to the property lines and the fence/wall height at various locations along the fence/wall.
2. Show how drainage will be directed in the pool and barrier wall area.
3. Provide a grading and drainage plan of the pool area. Plan must be stamped by a civil engineer. See grading and drainage plan checklist for more information.
4. Pools, spas, and equipment shall not encroach into a building setback.
5. Where required barrier fences or wall encroach into a building setback, height is limited to 5-feet, outside measurement. Contact Planning & Zoning Department to determine if wall encroachment is allowed.
6. If the barrier fence or wall permit is separate or part of new house construction, so state on the pool site plan.
7. Application must be made for the barrier fence or wall before the pool permit will be approved.
8. Pool barrier fence or wall shall comply with Article 5-3 of the Carefree Town Code and Section 9.09 of the Carefree Zoning Ordinance. Place a note on the plan or provide construction details per Building Code and Zoning requirements.
9. Pool equipment must be screened by a solid wall and gate.
10. Provide a homeowners' association letter of approval.



TOWN OF CAREFREE
8 Sundial Circle
P.O. Box 740
Carefree, AZ 85377
(480) 488-3686 | Fax (480) 488-3845

POOL PLAN REVIEW CHECKLIST

- 1. Pool equipment must be fully screened from view.
- 2. Provide note on plans that indicates "Gas lines by separate permit".
- 3. Provide a site plan showing pool and pool equipment location.
- 4. Provide a site plan designating fence location.
- 5. Provide note on plans indicating "Fence shall comply with Article 5-3 Town of Carefree Pool Barrier Requirements".
- 6. Provide note on plans indicating "Gates to be self-closing, self-latching, and swinging outward".
- 7. Provide engineering for pool design.
- 8. Provide engineering for special design (negative edge) pool.
- 9. Provide homeowners association letter of approval.
- 10. A fence permit is required prior to the approval of the pool permit.
- 11. The existing fence or new fence doesn't comply with Article 5-3 of the Town of Carefree's Pool Barrier Requirements.



TOWN OF CAREFREE
8 Sundial Circle
P.O. Box 740
Carefree, AZ 85377
(480) 488-3686 | Fax (480) 488-3845

HEALTH and SAFETY

CAREFREE TOWN CODE

- Article 5-3 Private Pools Barrier Code
- 5-3-1 Definition
 - 5-3-2 Pool Enclosures
 - 5-3-3 Barrier Details
 - 5-3-4 Violations and Penalties

Section 5-3-1 Definition

In this article, unless the context otherwise requires: "swimming pool" means a swimming pool or other contained body of water, that contains water eighteen inches or more in depth at any point and that is wider than eight feet at any point and is intended for swimming.

Section 5-3-2 Pool Enclosures

- A. Every swimming pool shall be protected by an enclosure surrounding the pool area, as provided in this article.
- B. It is the responsibility of the property owner and any other person in responsible charge of a swimming pool to ensure that the required swimming pool enclosure including all gates, doors, locks, latches, and other portions of the barrier are always maintained safe and in good working order. No person shall alter or remove any portion of a swimming pool enclosure except to repair, reconstruct or replace the enclosure in compliance with the provisions of this article.
- C. The requirements of this article apply to all new swimming pools installed on or after June 6, 1991, and to all additions, alterations, repairs, or replacements made to existing swimming pool enclosures.

Section 5-3-3 Barrier Details

Every swimming pool required to be enclosed by this article, whether below ground or above ground, shall meet the following requirements:

- A. Be entirely by a masonry wall or ornamental iron fence or combination thereof not less than sixty inches in height above finished grade as measured on the exterior side of the wall or fence.
- B. Have no openings in the wall or fence through which a spherical object four inches in diameter can pass. The horizontal components of any wall or fence shall be spaced no less than forty-five inches apart measured vertically or shall be placed on the poolside of a wall or fence which shall not have any opening greater than one- and three-quarter inches measured horizontally.
- C. No wire mesh or chain link fences shall be permitted.
- D. Gates for the enclosure shall
 - a. Be self-enclosing and self-latching with the latch located at least forty-eight inches above the underlying ground or on the poolside of the gate with a release mechanism at least five inches below the top of the gate.
 - b. Have no opening greater than one-half inch within twenty-four inches of the release mechanism or be secured by a padlock or similar device which requires a key, electric opener or integral combination which can have the latch at any height.
 - c. Open outward from the pool.
- E. The wall or fence shall not contain openings, hand holds or footholds accessible from the exterior side of the exterior side of the enclosure that can be used to climb the wall or fence.



TOWN OF CAREFREE
8 Sundial Circle
P.O. Box 740
Carefree, AZ 85377
(480) 488-3686 | Fax (480) 488-3845

Section 5-3-4 Violations and Penalties

Any person who admits or is convicted of violating any provision of this article shall be guilty of a misdemeanor and shall be punished by a fine not to exceed one thousand two hundred and fifty dollars or by imprisonment for not more than thirty days, or by both such fine and imprisonment. Each day the violation continues shall be a separate

Ordinance 91-04



TOWN OF CAREFREE
8 Sundial Circle
P.O. Box 740
Carefree, AZ 85377
(480) 488-3686 | Fax (480) 488-3845

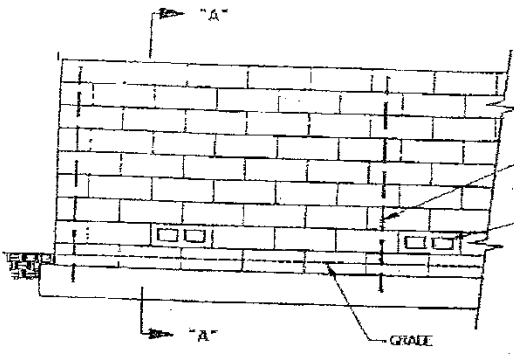
CAREFREE ZONING REGULATIONS
Effective April 1, 2004

Pool enclosures shall meet the following requirements:

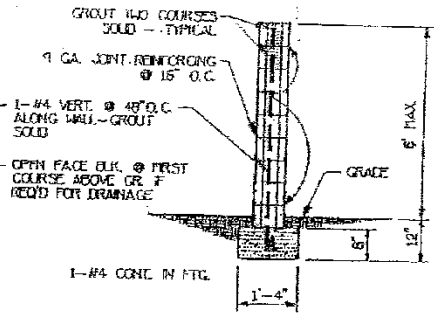
- A. No pool enclosure (fence or solid masonry wall) shall be located more than fifty (50) percent (half) into any side or rear required yard (building setback). Pool enclosures are prohibited in any required front yard (building setback).
- B. Pool areas shall be secured from outside access by a masonry wall, ornamental iron fence, or combination thereof not less than five (5) feet in height above finished grade measured on the side of the fence opposite the pool.
- C. Access to the pool area, other than through the house, shall be through a self-closing, self-latching gate not less than five (5) feet in height as measured on the side of the fence opposite the pool.
- D. Gate mounting and latching hardware shall be positioned on the pool side of the gate.
- E. Accessory equipment such as pumps, heaters, and filters shall be enclosed by a solid wall at least four and one-half (4.5) feet in height to screen sound and sight from neighboring lots.



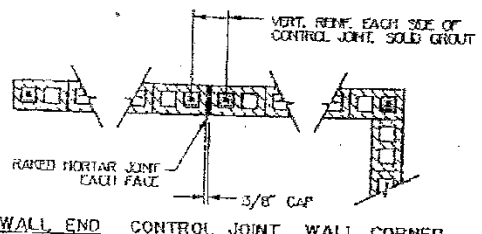
TOWN OF CAREFREE
 8 Sundial Circle
 P.O. Box 740
 Carefree, AZ 85377
 (480) 488-3686 | Fax (480) 488-3845



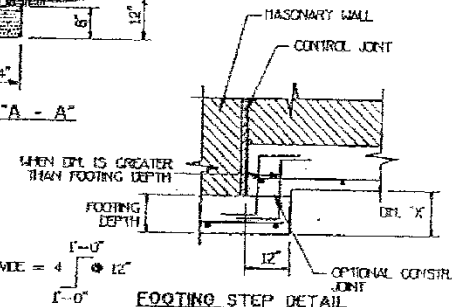
ELEVATION



SECTION "A - A"



WALL END CONTROL JOINT WALL CORNER



FOOTING STEP DETAIL

NOTES

- CONCRETE = ASTM C-94, f'c = 2000 P.S.I. @ 28 DAYS
- REINFORCING = ASTM A-605, GRADE 40
- MASONRY UNITS = C-90, GRADE II, TYPE I.
- MASONRY DESIGN STRENGTH f'm = 1350 P.S.I.
- MORTAR = ASTM C-270, TYPE "S"
- GROUT = ASTM A-476, f'c = 2000 P.S.I.
- DUR-O-WALL = ASTM A-82, f'u = 80,000 P.S.I. WITH 3/16" x SLOE RODS.
- CONCRETE SHALL BE PLACED AGAINST UNDISTURBED SOIL.
- AREA AROUND FOOTINGS SHALL BE WELL DRAINED.
- TONGUE AND GROOVE PANEL BLOCKS DO NOT REQUIRE MORTARED HEAD JOINTS.
- MORTARED HEAD JOINTS ARE REQUIRED FOR STANDARD PANEL BLOCK.

PLEASE NOTE

- THIS TOWN APPROVED STANDARD WILL APPLY PROVIDING:
1. AN INDIVIDUAL PLOT OUTLINE IS SUBMITTED TO THE TOWN OF Carefree / BUILDING DEPARTMENT AND A PERMIT ISSUED
 2. INSPECTION IS CALLED FOR, IN ACCORDANCE WITH TOWN AND CODE REQUIREMENTS.

8" MASONRY WALL

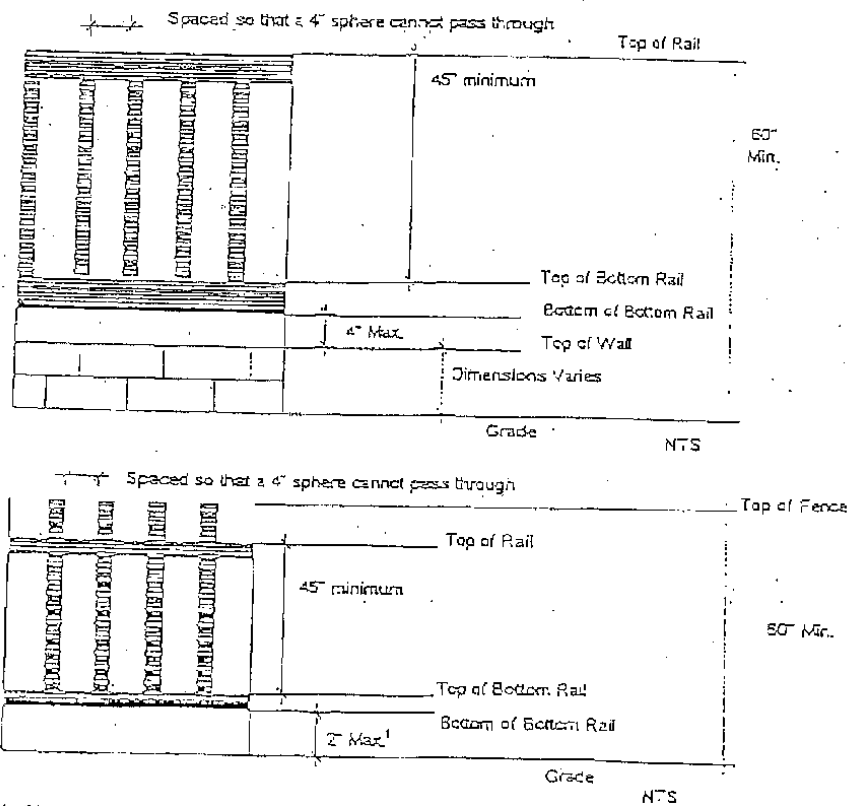


TOWN OF CAREFREE
8 Sundial Circle
P.O. Box 740
Carefree, AZ 85377
(480) 488-3686 | Fax (480) 488-3845

GUIDELINES FOR DETERMINING POOL FENCES AND GATES TO BE NON-CLIMBABLE

The following are minimum and maximum dimensions and guidelines to be applied in determining if a fence and/or gate is non-climbable. These requirements apply to the side of the barrier that faces away from the pool or spa. Openings in the fence or gate shall be reduced to a maximum of one and three-quarter inches if horizontal components are placed on the pool side and are spaced less than forty-five inches apart. Alternative methods may be submitted to the Building Safety Department for review.

1. Chain link fences are not considered to be non-climbable and are not approved as a pool barrier.
2. The following details provide minimum and maximum vertical and horizontal pool fence and gate dimensions:



1. 2" maximum from the grade to the bottom of the barrier may be increased to 4" maximum when grade is a solid surface such as concrete or brick paving.



TOWN OF CAREFREE
 8 Sundial Circle
 P.O. Box 740
 Carefree, AZ 85377
 (480) 488-3686 | Fax (480) 488-3845

PERMIT
 NUMBER

WHEN NUMBERED ABOVE, APPROVED
 AND VALIDATED BELOW, THIS BECOMES
 A PERMIT TO BUILD AS NOTED.

THE BUILDING SITE
 SHALL NOT BE GRADED
 OR CLEARED UNTIL
 THIS PERMIT AND A
 PRE-GRADING
 INSPECTION HAS
 TAKEN PLACE.

AN AS-BUILT SURVEY
 OF THE LOT WILL BE
 REQUIRED.

LANDSCAPING MUST
 BE COMPLETED PRIOR
 TO FINAL INSPECTION
 AND CERTIFICATE
 OF OCCUPANCY.

**SAMPLE - ORIGINAL TO BE
 COMPLETED AT FRONT COUNTER**

FOR INSPECTION (OR REINSPECTION) CALL 480/488-1471 (24 HRS. IN ADVANCE)

AFFILIATION - ZONING DEPARTMENT

TOWN OF CAREFREE DEPARTMENT OF PLANNING AND DEVELOPMENT

100 EASY STREET

P.O. BOX 740 CAREFREE, AZ 85377

480/488-1471

APPLICANT: PRESS HARD TO MAKE 4 COPIES



Construction Address		ZONE DIST	PARCEL NO	GENSUS TR
Subdivision or Metes & Bounds		ZONING PERMITS PROR		
Lot #	F YD	R YD	S YD	1 S YD
Owner	FRONTAGE		BLOG HT	LOT COVER %
Mailing Address	REMARKS			
Contractor	ZONING APPLD BY: DATE			
Mailing Address	FLOOD CONTROL REQD			
License #	CONSTR TYPE			
Describe Work	RESID AREA			
If a residence, it will be	SPEC INSP REC			
Sewer	SEWER REC			
Water Company	FIRE DIST APPL			
TYPE WORK	REMARKS			
ALT	BLDG APPVD BY: DATE			
ADN	BLDG HT			
RESD	NO STORIES			
MECH	GAR AREA			
PUB	# BATH			
ELEC	MISC AREA			
MECH	SFR/BLR RECD			
MOVE	INDX FACIL RECD			

NOT COMPLETED BY TOWN STAFF

I hereby certify that I am the owner or duly authorized owner's agent, that I have read this application and that all information is correct. I further certify that I have read, understand and will comply with all of the provisions outlined hereon. I also certify that the plot plan submitted is a complete and accurate plan showing any and all existing and proposed structures on the subject property.

DATE _____ SIGNATURE _____

PROVISIONS: The issuance of this permit shall not be construed to release the owner or owner's agents from the obligation to comply with the provisions of all laws and ordinances, including federal, state and local jurisdictions, which regulate construction and performance of construction. This permit becomes null and void if the construction work authorized is not begun within 180 days from date of issue or if at any time prior to final inspection and approval the work is suspended or abandoned for a period of 180 days.

IT IS IMPORTANT THAT YOU CALL FOR INSPECTION AT LEAST EVERY 180 DAYS.

NOTICE: All subcontractors on this project must have Arizona license. Building Department is to be furnished list.

Permit Fee	
Plan Review Fee	
Plumbing	
Electrical	
Structural	
Mechanical	
Fence	
Other	
Total Fees	